

CITYSPOT®

FLUENCE



SULO®

SWEEPING DESIGN, GREAT ERGONOMICS

Fluence



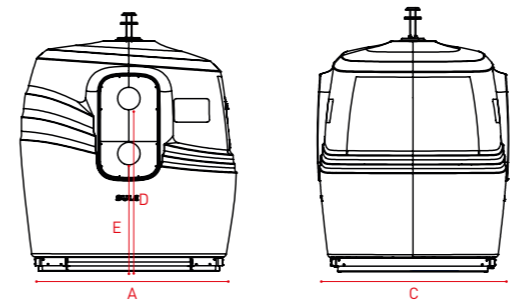
-  DISABILITY ACCESS
-  VERTICAL
-  100% MADE OF RECYCLED LLDPE
-  LEVEL MEASUREMENT

The streamlined bank with a high recognition effect

- The puristic design and organic flowing shape inspire sorting
- Appealing appearance, empathetic in form and functionality
- Easy integration into any urban and rural environment due to the dynamic design
- Numerous possibilities for individual design: a large area around the throw-in-openings is dedicated to communication
- Very convenient for people with limited mobility due to two throw-in-openings
- Made of rotomolded PEHD in a wide variety of colors and shapes
- High weather resistance, impact and breakage resistant



TECHNICAL SPECIFICATIONS



Fluence 3 m³

Dimensions ~ (mm)*

A Width	1830
B Height	1920
C Depth	1690
D Height from the ground	1425
E Height for reduced mobility	925

Volumes*

Useful Volumes ~ (m ³)	3,00
Unloaded weight (kg)	190
Maximum weight (kg)	1850
Space requirements (m ²)	3,11

LIFTING DEVICES



Single Hook



Kinshofer

SLOT SYSTEMS



Glass



Packaging













Big Producer Flap

PERSONALISATION



Sorting out instruction (example)

COLOURS**

				
English Green Pantone 5535 C	Ash Green Pantone Q752-3-2	Chromic Oxide Green RAL 6020	Flint Grey Pantone Q710-3-2	Pearl Grey Pantone Grey 6 C
				
Dark Grey Pantone Grey 11 C	Charcoal Grey Pantone Q728-1-2	Walnut Brown Pantone Q710-1-2	Chocolate Brow RAL 8019	Navy Blue Pantone 296 C

* data for product with kinshofer

** all of the colours on demand

FLUENCE

3 m³

TECHNICAL SPECIFICATIONS

Dimensions	Depth: 1690 mm, Width: 1830 mm, Height: 2230 mm
Height of holes from the ground	1425 mm
Height of the openings for reduced mobility from the ground	925 mm
Useful volumes	3,00 m ³
Unloaded weight	190 kg
Maximum weight	1850 kg
Lifting device	Single Hook , Kinshofer

Flap opening volume

INSTALLATION

Space requirements	3,11 m ²
Transport	8 per truck

HANDLING, COMFORT AND FLEXIBILITY

Compactor	-
Reduce mobility	■
Pedal	-
Sound-proofing	Damping PET fibre complex for the hatch and absorbent for the dome

EMPTYING

Number of operators	†
Duration of emptying	1-2 min
Emptying system according prehension grip	Single flap, double flap, vertical

FLUENCE

3 m³

SERVICE

Pay as you throw billing	-
Access control	-
Level measurement	■

FRACTIONS

Regular waste RAL 7011	-
Paper RAL 5015	-
Packaging RAL 1018	360x200 mm veralite
Cardboard RAL 5023	-
Glass RAL 6010-6018	EPDM flap - Ø200 mm hole
Extended sorting instructions RAL 1018	-
Big user flap	■

STANDARDS

NF EN 13071

sulo.com

DATA-CITYSPOT-FLUENCE-EN-1-1-150322

SULO[®]